



REGISTER LOGIN Forums Home My Profile Inbox Address Book My Su  
Photo Gallery Member List Search The Forum FAQ Ticket List Rul

HOME HUNTINGNET FEATURES COMMUNITY INTERACTIVE OUTFITTERS PRODUCTS RES



# RE: Don't OverDrive PowerBelts-Pics

Users viewing this topic: none

Tree Style

All Forums >> [Firearms Forum] >> Black Powder >> RE: Don't OverDrive PowerBelts- Page: << < prev 4 5

Pics

Login

Message

<< Older Topic

RE: Don't OverDrive PowerBelts-Pics - 12/15/2006 7:14:00 AM

**LaneNebraska**

Spike



Posts: 79  
Joined: 12/10/2004  
Status: offline

When I was using a 50cal, I always used 100grains of APP and the 295 PB's shot at 60 yards. All deer dropped within 10-15 yards. Bullets all fraged. acceptable results--dead deer. The bullets do exactly what they are intende thier energy in the animal and knock the crap out of them 🍌🍌

In fairness, the plat's seem to have a thin coating over the standard copper seem a little stiffer/harder to squash in my bench vise, side by side with the

I'm going to use the Platinum 45cal 300grain for the next/last deer I shoot willing 🍌🍌

I'll try to recover that bullet and post pics here.

I'll stick with the 70grains of powder, unless this weeks range/chrony result different.

< Message edited by LaneNebraska -- 12/15/2006 11:28:16 AM >

In His Service,

Lane

[http://www.digitracts.com/view\\_digitract.asp?id=4](http://www.digitracts.com/view_digitract.asp?id=4)

(in r

 Email
  PM
  Addr.
  Block

 RE: Don't OverDrive PowerBelts-Pics - 12/15/2006 8:04:59 AM
**ahankster**

Rack Buck



Posts: 299

Joined: 1/29/2004

From: mississippi by way of  
Florida

Status: online

Lane,

I understand where you are coming from, all your deer have dropped pretty that is great. But, had they not dropped close by, you probably would have difficult time tracking them. I consider myself a pretty good shot, you prob things happen and deer move, what if you hit it in the liver and only clip a l it further back? That sucker could run for a loooong way. Heaven forbid th buck of a lifetime walk out and you pop it only to have him run off with little trail. That one happened to me last year, a quartering towards shot on a 1: went through the liver and both lungs. Deer went over 250 yards in some v before I found it. At first, no blood trail at all and gradually it became a floe that without two holes, I would have either never found the deer or would f day or two later after the yotes and buzzards had found it.

In my job we concentrate allot of energy in minimizing factors that could ca happen. Once a factor/situation is identified (and can't be eliminated), ther things so that if that "bad" thing happens we are either protected or have a it. I look at hunting the same way. It is a risk/benefit kind of thing. I kno deer I or my kids shoot will drop within 40 or 50 yards, but some of them c amazing things. When they do that "amazing" thing, like a heart shot deer (I've seen that too) I want to make sure that I have something in place to c situation. That thing for me is a hole in and a hole out so I can be as reaso possible of a good blood trail.

I am blessed right now to be in a great situation where I can hunt pretty m between myself and my two sons, we kill 8 to 10 deer a year (could be waa usually get one or two with a bow, the boys occaisionally get one with their the rest are with M/Lers. I know I am not an expert, nor have I seen every happen with a M/Ler or deer, but when you shoot that many deer a year an every day, help people track and clean deer almost every day, you see wha doesn't.

As far as the PBs go, I have said before and have no problem saying again t easy fix to make them have better terminal peformance. The first step wou that cavern they call a hollow point smaller or no hollow point at all. It wou ballistics and lessent the tendancy to frag. The second thing would be to th wash and make it a real plating, especially around the lower half of the bull thing would be to harden the lead a bit. The mix they use is extremely soft they should do is have a new product called the "high velocity power belt". improvements and advertise it as such.

We still have about 6 weeks of hunting left here and the best is still yet to c  
Good luck  
Hank

Hank

(in re

 Email
  PM
  Addr.
  Block

 RE: Don't OverDrive PowerBelts-Pics - 12/15/2006 8:24:37 AM

**Hunter John**

Rack Buck



Posts: 135  
 Joined: 8/26/2005  
 Status: offline

Hank - Good suggestions for improving the PB. However, as others have pointed out, one of the reasons for the PB having such soft lead is to improve accuracy. If you've seen a picture of a recovered lead PB, you'll notice the distinct rifling marks. These marks are usually very well defined and deep...this is where the PB gets its strength. Others have speculated that the lead is so soft that upon firing, the lead acts along the plastic base.

If CVA was to increase the hardness of the PB lead, although improving the performance of the bullet and lessening the chance of complete bullet disintegration upon impact, my guess is that they lose their accuracy a bit.

I do like your idea about shrinking the size of the hollow point and putting some plating on it and perhaps bonding it to the lead to prevent separation. The design they use today is a joke IMO.

Anyway, very good ideas are blossoming here (and some real educational posts by Lane)...someone should send a copy of this thread to CVA.

---

-Hunter John

Email PM Addr. Block

RE: Don't OverDrive PowerBelts-Pics - 12/15/2006 12:19:08 PM

**Pglasgow**

Life Member



Posts: 1195  
 Joined: 1/2/2006  
 Status: offline

Hunter John,

I think you are right on. So there is a conundrum. One could drive them harder but that would probably be reduced due to accuracy issues. Not to mention the fact that the bullet would suffer for the purpose of low velocity impact, in fact, to use harder lead would ruin them in my way of thinking. I think Hank is right about that though. For the 295 and lighter (.50 cal) bullets. Just get rid of the hollow point and make a solid tip possessing the ogive of the aerotip. A bullet is able to push them up to 1800 fps at the muzzle without major issues.

PM Addr. Block

RE: Don't OverDrive PowerBelts-Pics - 12/16/2006 9:11:53 AM

**Chris W.**

Rack Buck



Posts: 220  
 Joined: 2/7/2006  
 Status: offline

*quote:*

I punched one into a doe at 15-20 yards right in the shoulder and it didn't even start to make a hole in the other shoulder.

I had a very different experience. Popped a doe in the shoulder at 10 yards with a flat point this season and it destroyed the shoulder and made a silver dollar hole way out the other side. With the hog I shot this year at 40 yards, the bullet destroyed the base of the neck, destroyed the spine, angled through the skull and exited at the off side ear with a hole, again, the size of a silver dollar. I never could get a GP to perform like that. Plus, I pay around \$8 for 20 of the GP bullets vs. \$14 for powerbelts. I'll keep shooting GP conicals for a while.

Email PM Addr. Block

RE: Don't OverDrive PowerBelts-Pics - 12/16/2006 11:19:28 AM

**Roskoe**  
Addicted to HNI  
★★★★★★



I have had similar thoughts for years - in fact, I talked to the CVA folks abo 2005 SHOT show. My suggestion was to make a magnum powerbelt - that antimony in the lead, and would make that "window" where the powerbelts rifling a little higher on the velocity scale. They didn't seem too interested, current bullet was the most popular on the planet.

But the new Platinum Powerbelt appears to be an effort to satisfy those exa concerns . . . .

\_\_\_\_\_

A man has got to know his limitations . . . . .

Posts: 2219  
Joined: 3/25/2005  
From: Colorado  
Status: offline

Email PM Addr. Block

RE: Don't OverDrive PowerBelts-Pics - 12/17/2006 9:31:02 AM

**sproulman**  
Life Member  
★★★★★★

Posts: 1152  
Joined: 12/11/2005  
Status: offline

*quote:*

ORIGINAL: ol eagle eyes

I was wondering, are the platinum powerbelts built with thicker jacketing? Just curious what the difference was why they made the plat series.

Talked to my dad today, he shot a deer last weekend with his 270gr plat powerbelt. he uses a pretty hot charge, 110gr of 777. As I expected, he reported the bullet did fragment into a few pieces (no pass through). I mentioned to him about some of the things said in the thread, but he seemed more than happy about his bullet exploding and 'doing lots of internal damage'. To each his own I guess. I would like to push the velocity up myself, but will be using something else, was just trying out the platinums this fall and was what I was sighted in for when the season came around.

to each your own thinking,if you use hollow point bullet YOU MUST PUT IT E SHOULDER OR IN NECK..

if you are type of hunter. like i hunt in ,in thick laural of pa.possible running front of deer,hard to get side behind shoulder shot ,other hunters close on p would NOT use powerbelt unless you hunt like i do..

i only shoot at clear shot behind shoulder or in neck..if buck is any other dir

this is why the MAXI-BALL 370 is best all around bullet for the .50 cal..you c cold..it WILL ppunch hole thru a buck..it will break shoulder and keep on g on buck that is not in best postion for shot.

so, you may say, SPROUL, why dont you use it then?i dont like BORE BUTTI and i like to shoot my flintlock as light a charge as i can and still feel the bu only shoot behind shoulder or neck..

powerbelt does that at 80 grs,2f geox,bore button,295 pb,rmc v-peep,NO K

(in r

Email PM Addr. Block

RE: Don't OverDrive PowerBelts-Pics - 12/17/2006 9:47:28 AM

**sproulman**  
Life Member  
★★★★★

Posts: 1152  
Joined: 12/11/2005  
Status: offline

*quote:*

ORIGINAL: Pglasgow

Hunter John,

I think you are right on. So there is conundrum. One could drive them hard but the range would probably be reduced due to accuracy issues. Not to mention the fact that the bullet's would suffer for the purpose of low velocity impact, in fact, to use harder le with 348 thru 444 PBs would ruin them in my way of thinking. I think Hank is right ab one thing though. For the 295 and lighter (.50 cal) bullets. Just get rid of the hollowpoi and the green aerotip and make a solid tip possessing the ogive of the aerotip. A pers should be able to push them up to 1800 fps at the muzzle without major issues.

YOU ARE RIGHT ON..in .50 cal, the 348 pb is most likely the better bullet buck,not the 295..i only use the 295 because it was real accurate,touched r DOWN in my flintlock and it opens up and i only take side or neck shot and

in fact, i read test somewhere that said in the .50 cal in-lines which i have r experience,they said NEVER use a powerbelt under 348 on deer..


if i was using inline, i would use the heaviest powerbelt made for it or go to those other bullets that are mentioned on here..

no way i would use hollow point bullet pushed at high velocity ..

Email PM Addr. Block

RE: Don't OverDrive PowerBelts-Pics - 12/18/2006 6:18:03 AM

**ol eagle eyes**  
Fawn  
★



Posts: 27  
Joined: 12/7/2006  
From: Ohio  
Status: offline

*quote:*

ORIGINAL: sproulman

no way i would use hollow point bullet pushed at high velocity ..

Not that I am a fan of the XTP but I did dig up the hollow point 185gr XTP t doe with 150gr of pyrodex. I must say I am impressed that it held together my first year with a ML when I thought, wow, I can drop in 3 pellets of pyro bullet and it will be just like a riffle! That mentality didnt make it through to but I must admit I had no problems with the combo, and took 2 deer with t year.





Last pic shows the Platinum PowerBelt on the right, which makes a bit bigger the extra 85gr of weight.

---

~Tristan

Deer Weaponry:  
 Knight Disc Elite .50  
 Remington 7600 .270Win  
 Reflex Buckskin 70#, Beman ICS Elite, Muzzy 125-3's

Email PM Addr. Block

RE: Don't OverDrive PowerBelts-Pics - 12/18/2006 4:35:23 PM

**sproulman**  
 Life Member  
 ★★★★★

Posts: 1152  
 Joined: 12/11/2005  
 Status: offline

range you shoot a deer at has a lot also to do with bullet that is left..bullet : to look a lot different than one that hits deer at 150 yds..

i am surprised you found anything left of that hollow point..

do you feel the XTP is made harder than the powerbelt..

looking at pictures ,it looks like XTP metal looks more hard..







Email PM Addr. Block








Page: << < prev 4 5 6 [7] 8 next > >>

**All Forums >> [Firearms Forum] >> Black Powder >> RE: Don't OverDrive PowerBelts-Pics** Page: << < prev 4 5

Jump to: - - Black Powder

Search Term

-  [New Messages](#)
-  [No New Messages](#)
-  [Hot Topic w/ New Messages](#)
-  [Hot Topic w/o New Messages](#)
-  [Locked w/ New Messages](#)
-  [Locked w/o New Messages](#)


-  Pos
-  Rep
-  Pos
-  Sut
-  Del
-  Del
-  Rat



[Visit](#) **TreeLounge.com**

or call

**(800) 233-0459**



**TOP REASONS TO VISIT**

- \* Try to win a *FREE* Tree-Lounge. \* Read C
- \* Order a *FREE* Catalog. \* See Tr
- \* Watch Hunting Videos \* See In
- \* Order Tree-Lounge Products \* Look



11964 Oak Creek Parkway Huntley, IL 60142  
 Phone: (847) 659-8200 | Fax: (847) 659-1741  
 Your feedback is important to us! Contact us here.

[Advertising](#) | [Editorial](#) | [Disclaimer](#) | [From the Publisher](#)  
[FAQ](#) | [Linking](#) | © 1996-2005, Hunting Net, Inc.  
[privacy](#) | [legal](#) | [intranet](#) | [sponsors](#)

